

**PUBLISHED BY THE CANADIAN GENERAL COUNCIL OF THE BOY SCOUTS  
ASSOCIATION – OTTAWA, CANADA**

**1952**

Downloaded from:  
“The Dump” at Scoutscan.com  
<http://www.thedump.scoutscan.com/>




The editors would like to thank the invaluable assistance of Errol Feldman, and other Scouters in the preparation of this edition.

Editor's Note:

The reader is reminded that these texts have been written a long time ago. Consequently, they may use some terms or express sentiments which were current at the time, regardless of what we may think of them at the beginning of the 21<sup>st</sup> century. For reasons of historical accuracy they have been preserved in their original form.

If you find them offensive, we ask you to please delete this file from your system.

This and other traditional Scouting texts may be downloaded from The Dump.



## FOREWORD

This booklet contains information on the Rover Scout Section of the Boy Scout Movement which, in the past, has appeared separately in various pamphlets.

It covers the rules and regulations governing the Section, outlines fields of activity and, in addition, offers some practical suggestions on Ceremonies as suggested by the Founder, Lord Baden-Powell of Gilwell.

The success attained by the individual Rover Scout will, however, depend on his own initiative and ability to actively pursue those interests he, himself, has chosen.

**R O V E R   S C O U T S**

**The Founder describes what Rover Scouts are and what Roving is in these extracts from “Rovering to Success”**

“Rover Scouts are a Brotherhood of the Open Air and Service. They are Hikers of the Open Road and Campers of the Woods, able to shift for themselves, but equally able and ready to be of service to others. They are in point of fact a senior branch of the Boy Scout Movement.

So far as those who are already members of the Scout Brotherhood are concerned – and others, too, for that matter – I would lay stress on the possibility and necessity of “service” in the ordinary surroundings of the Rover Scout’s life and, would point out that the Rover Scout must first of all try to apply his ideas in his ordinary life. This seems to me to be a better crown of Scouting experience than sending the fellow on to find new special fields in which to function. In this way I hope we will consolidate the whole idea that lies behind Scouting and emphasize what we really want, which is to bring the ideals of Scouting into our everyday life, and thus to bring it to pass that other people are touched by its magic and helped by its ideals.

It gives young men the opportunity of doing useful service for others on a recognized footing.

As a Rover Scout, besides making yourself a better man and a better citizen, you are, whether you know it or not, being looked up to by boys in your Scout Group and your neighbourhood. Boys are awful imitators, and I use the word “awful” advisedly, because it fills one with awe when one thinks what harm or what good one might be doing for the boys in the example we set them.



So it is that, as a Rover Scout or older boy among your younger brothers, you have a responsibility on your shoulders which at first you may not realize. You may be guiding many a boy to good or bad according to what you do or say yourself."

### BASIC PRINCIPLES



A Brotherhood of the Open Air and Service was the Founder's definition of Rover Scouts.

The Open Air is both the Rover Scout's school and playground, the school where those qualities of character which he has developed as a Wolf Cub and Boy Scout are consolidated and confirmed: self-reliance, initiative, observation, judgement, loyalty, courage, kindness and helpfulness, all virtues of a good citizen. It is also his playground where he returns for his recreation, for the health and strength he needs for his daily work.

The Rover Section of Scouting is designed to help its members to make the most of the activities of the open air and to fit them, bodily, mentally and spiritually to render effective service to the community. Its scheme of activities and training, developed from the experience of the past, adapted and expanded to meet changing needs and circumstances, will achieve this and, additionally, will lead the young man into, not away from, the adult community. Rover Scouting endeavours to send into that adult community men who will work for the common good, men trained to think for themselves, men of sound judgement; men who accept readily the highest ideals of chivalry, clean living, tolerance and helpfulness; men with the courage of their opinions, opinions based upon knowledge and experience. Above all, men who place foremost in their lives a practical, fearless and forthright standpoint based upon "Duty to God".



Scouting is for boys and young men. Rover Scouting covers the period during which the young man is finding himself, i.e., developing his character and his powers. Rover Scouting is not for the older man.

An essential part of Rover Scout training is that Rover Scouts are required to manage their own affairs under the general guidance of their leader.

### STAGES OF ROVERING

In order to satisfy these basic conditions, progress through the Crew is organized in three stages. First, there are the Rover Squires, those who are on trial to see whether Rover Scouting suits them and they suit Rover Scouting. Next comes the Training Stage for those who are preparing themselves to take their place as competent, reliable citizens. Lastly, there is the Service Stage for those who have reached twenty-one years of age and are ready to take their place as participating members of the wider community.

### ADMISSION

The conditions for admission to a Crew are:

- (i) Be not less than 16 nor more than 20 years of age.

---

## ROVER SCOUTING

---

- (ii) Be an invested Scout recommended by his Scoutmaster or, if not previously a Scout, be willing to complete the Tenderfoot requirements and be invested as a Scout in the presence of the Crew.
- (iii) Be approved by the Rover Scout Leader and the Crew.

### THE PROBATIONARY STAGE (ROVER SQUIRE)

Before being invested as a Rover Scout, the Rover Squire must complete the following requirements under the supervision of two members of the Crew, known as Sponsors.

- (i) Read and study "Scouting for Boys" and "Rovering to Success".
- (ii) Demonstrate that he has studied, understands and is living the Scout Promise and Law as interpreted for Rover Scouts.
- (iii) With a Rover Scout, who will report to the Rover Scout Leader, travel on foot across country, or by boat sail or propel himself a total of not less than 18 miles, carrying his kit and sleeping in a tent, hut or barn according to the season, for not less than one night, catering and cooking for himself and his companion.
- (iv) Serve a period of probation as set by the Rover Scout Leader and Crew.





## **THE TRAINING STAGE**

After Investiture, the Rover Scout will undertake training, choosing his own activities. He should aim at progressive development in whatever he chooses and the Crew Council is responsible for approving the details and the standards suggested by the Rover Scout.

The Group of subjects listed here are recommended activities, but the individual may pursue any quest of his own choice.

### **World Affairs**

Communications by Sea, Land or Air.  
Economic Geography.  
International Agreements for Security, Trade, Finance, etc.  
Foreign languages, Correspondence, Travel.  
Systems of Government. World Trade. United Nations. British Commonwealth.

### **National Affairs**

Local, Provincial and National Government.  
Administration of Justice.  
Politics – The Party System.  
Nationalization, Control, Private Enterprise.  
Finance, Banking, Stockbroking.  
Social Security, Health Services, Education.  
Religious Affairs.  
Industrial Organization.  
Methods of Retail Trade.  
Advertising. The Press.  
Voluntary Organizations. Civil Defence.  
Conservation.

### **Cultural Subjects**

Art: Painting, Drawing, Sculpture, Modelling, Photography, Architecture, Appreciation.

Drama: (Stage, Screen, Radio and Television). Acting, Production, Play Reading and Writing.

Music: Singing, Playing, Composing, Appreciation.

Literature: (Prose and Poetry). Reading, Writing, Appreciation.

---

## ROVER SCOUTING

---

Comparative Religion: History, Creeds, Literature, Founders, Prophets, Teachers.



Science: Power production, Mechanical, Electrical, Aero and other branches of Engineering, Building Construction, Sanitation, Transportation.

Public Speaking: Debating, Discussions.

### **Scoutcraft**

Aims and Methods of the Scout Movement, Training for Leadership or Instruction, (Scout and Cub), International Scouting, Camp Management.


### **Handicraft, Hobbies and Sports**

The list of Scout Proficiency Badges serves as a useful catalogue for Handicrafts, Hobbies and many Sports. The Rover should pursue them beyond the standards set for Scouts, preferably to the instructor stage.

In addition to personal quests, an essential part of Rover Scout training is the management of the affairs of the Crew under the general leadership of the Rover Scout Leader.

**THE SERVICE STAGE**

Upon attaining the age of twenty-one the Rover Scout automatically moves into the Service Stage.



In this stage Rover Scouts will not actively participate in the development of the activities and policies of the Crew but may be called upon for advice, and are expected to be available for any service projects or other activities undertaken by the Crew.

**ROVER SCOUT PROFICIENCY BADGES**



---

## ROVER SCOUTING

---

A Scout entering a Rover Crew, who has previously earned the Bushman's Thong and/or the Queen's Scout Badge may continue to wear them in the appropriate position.

There are two Rover Scout Proficiency Badges, the requirements for which are given below. (Rover Scouts may not wear Cub or Scout Proficiency Badges.)

### ROVER PROGRESS BADGE

- (i) Over a period of at least six months, a Rover Scout must record his activities by keeping a log or by producing models, charts or maps dealing with the subject selected by him in the Training Stage, and submit these records to the Rover Scout Leader and Crew from time to time as instructed.
- (ii) By a method suitable to his subject show he has been active in the pursuit of his quest.

The Rover Progress Badge is a leather lanyard, with a diamond knot at the end of the loop, made by the Rover Scout himself, and is worn around the left shoulder under the armstrap with the end tucked in the left shirt pocket.

### RAMBLER BADGE

The Rover Scout must ramble an aggregate of 100 miles outside towns during week-ends or holidays (or alternately trips aggregating 200 miles by canoe or 400 miles by bicycle) and must keep and present a log of his journeys. This log should give dates, places and distances, and preferably contain information of use to other hikers, such as places of interest to be visited en route, good camping spots, directional hints at difficult points, etc. Sketches, maps, other forms of illustration and nature notes should also be included. The object of the Rambler Badge is to encourage the Rover to hike for pleasure. It is not an athletic feat.

The badge consists of the Rover Scout Badge, surmounted by a spray of oak leaves embroidered in yellow on green cloth and is worn on the left shoulder strap.



**THE SCOUT PROMISE AND LAW  
INTERPRETED FOR ROVER SCOUTS**

*By the Founder – LORD BADEN-POWELL*

**THE PROMISE**

On my honour I promise  
To do my best,  
To do my duty to God and the Queen,  
To help other people at all times,  
And to obey the Scout Law.

**On my honour** – A Rover Scout's honour is a very sacred thing to him, a thing that will rule his conduct as a man. It means that he can be trusted implicitly to do what he knows is right or what he agrees to undertake.

**I promise** – This particular promise is a solemn undertaking, not to be made lightly even by a boy, still less so by a man. Therefore, Rover Scouts are required to think it over carefully before embarking on it.

---

## ROVER SCOUTING

---

**To do my best** – This means that though circumstances may hinder the Rover Scout from fulfilling his promise as completely as he would wish, he will, at any rate, try his utmost.

**To do my duty to God** – What is the Rover Scout's duty to God?

To put it briefly, to try to realize the nature of God, to develop and use, for good purposes only, the body which He has given, to develop the talents of mind and intelligence with which He has endowed and, especially to cultivate by continual practice the spirit of love and good will to others, the part of Him which is within us all, that is, the soul.

**And to the Queen** – That is, to one's country, under the leadership constituted by the will of the majority.

**To help other people at all times** – Putting into constant and active practice the divine law of loving your neighbour as yourself.

**To obey the Scout Law** – To obey the Scout Law for the Rover Scout does not mean to sit down passively in a state of goodness, but to improve his own character and actively to practise Love (which underlies the Law) in all his daily doings.

### THE LAW

The term Rover Scout stands for a true man and a good citizen. The Scout Law is the same for Scouts and Rovers in wording and principle, but must be viewed from a new standpoint for Rovers – that is, from that of a man. In both cases, the principle underlying the Scout Law takes out Self and puts in Good-will and Helpfulness to others. This is not instruction in Piety, but directions to Manliness.

**A Scout's honour is to be trusted.** – As a Rover Scout, no temptation, however great or however secret, will persuade him to do a dishonest or a shady action, however small. Once made, he will not go back on a promise.

**A Scout is loyal to the Queen, his officers, his parents, his employers, and those under him.** – As a good citizen, a Rover Scout is one of a team "playing the game" honestly for the good of the whole. He can be relied upon by the Queen, as Queen of Canada, by the Scout Movement, by his friends and fellow workers, by his employers or employees, to do his best for them – even though they may not always quite come up to what he would like of them. Moreover, he is loyal also to himself; he will not lower his self-

respect by playing the game meanly; nor will he let another man down – nor a woman, either.

**A Scout's duty is to be useful and to help others.** – A Rover Scout's highest aim is SERVICE. He may be relied upon at all times, to be ready to sacrifice time, or, if need be, life itself for others.

**A Scout is a friend to all and a brother to every other Scout.** – A Rover Scout recognizes other fellows as being, with himself, sons of the same Father, and disregards whatever may be their difference of opinion or colour, creed or country. He suppresses his prejudices and seeks out their good points. By exercising this love for men of other countries he helps to bring about international peace and good-will, that is, God's Kingdom on earth.

**A Scout is courteous.** – Like a knight of old a Rover is polite and considerate to all with whom he comes in contact.

**A Scout is a friend to animals.** – He recognizes his comradeship with God's other creatures placed in this world for a time to enjoy their existence.

**A Scout obeys orders without question.** – A Rover Scout disciplines himself and is ready and willing to be of service to the constituted authority for the main good. The best disciplined community is the happiest community, but discipline must come from within, not merely be imposed from without.

**A Scout smiles and whistles under all difficulties.** – A Rover Scout is expected to keep his head, and to stick it out in a crisis with cheery pluck and optimism.

**A Scout is thrifty.** – A Rover Scout will look ahead and will not fritter away time or money on present pleasures, but rather make use of present opportunities with a view to future success. He does this with the idea of not being a burden, but a help to others.

**A Scout is clean in thought, word and deed.** – A Rover Scout is expected to be clean minded, clean willed; able to control any sex tendencies and intemperances; to give an example to others of being pure and above-board in all his thoughts and actions.

There is an unwritten eleventh law to the Scout code, namely, "a Scout is not a fool." A Rover is reminded that in crossing the threshold from boyhood into being a man he is no longer learning to carry out the Scout Law, but is actually using it for guidance of his conduct in life. More than this, he is now in the responsible position of giving an example to others, which may lead them to good or to evil, according to whether or not he models his conduct on the

---

## ROVER SCOUTING

---

Law, and how far he carries out that promise which he has made; on my honour, as a Rover Scout, to give out good-will and help to all.

This is a suggestion for the Rover Scout Vigil, or self-examination preceding Investiture.

### THE VIGIL



The degree of ceremony used in the Vigil will vary, and must depend upon the wishes of the individual to be invested.

During this self-examination the young man reviews the past, thinks of future possibilities dimly seen, and dedicates himself in silence to the service of God, and his fellow men. Without this the Rover Scout Investiture cannot be what it is meant to be – an outward sign of an inward change of attitude to life in the world.

It is the Rover Scout Leader's responsibility to see that no young man joins the Rover section of the Scout Brotherhood unless determined to shape his life to accord with Rover Scout Ideals.



---

## ROVER SCOUTING

---

Where Crews think that the Vigil should take a more definite form, it may be kept in a Church or Chapel, in the open air, in the Rover Scout Den, or indeed in any place where quiet is assured.

In such cases, the Rover Scout Leader might accompany the young men to the place of the Vigil. The Rover Scout Leader could then retire, if desired, arrangements being made to see that there is no interruption, and so leave the young man to consider the question by himself.

The central idea is that the young man before becoming a Rover Scout shall, with the aid of the questions drawn up by the Chief Scout, quietly think out what he is doing with his life, and determine whether he is prepared to be invested as a Rover Scout renewing or making his Scout Promise from a man's point of view. The Vigil should come at the end of the period of Probation.

It should be made clear to the young man that he should not be invested and renew the Promise until he is quite sure that he can honestly do so. He should think carefully before taking this important step and should not commit himself to a serious Promise until resolved to do his best to keep it.

Scouting in all its branches is voluntary and this cannot be made too clear to the would-be Rover Scout.

### NOTES ON THE VIGIL

This is what the Founder, Lord Baden-Powell, had to say about the Vigil.

“As one grows older, time passes more and more quickly. Comparatively speaking, life only lasts for a short time and is soon away. Indeed, it may end tomorrow – even this night.”

1. Am I making the best use of the life that God has given me?
2. Am I frittering it away, in doing nothing that counts – that is, wasting it?
3. Am I working at things that are not doing good to anybody?
4. Am I seeking too much my own enjoyment or money-making or promotion without trying to help other people?
5. Whom have I injured or hurt in my life? Can I do anything to make amends?
6. Whom have I helped in my life? Is there anyone else I can help?

---

## ROVER SCOUTING

---

“One does not receive pay or reward for doing service, but this makes free men in doing it. One does not work for an employer but for God and one’s own conscience.”

“The Rover Scout Branch of the Scout Movement is described as a “Brotherhood of Service”, so if a young man joins it he will get the opportunity of training for and of doing service in many ways that would not have been open to him otherwise.”

“Service is not for spare time only. We must be constantly on the look-out for opportunities of serving at all times.”


1. Am I joining the Rover Scout Branch only for the fun I can get out of it?
2. Am I determined to put real self-sacrificing Service into it?
3. What do I mean by Service?
4. Do I really think for others, rather than for myself, in my plans or undertakings?
5. What kind of Service am I best fitted to do? (a) At home? (b) At work? (c) In my spare time?

“The success of Service will depend to a great extent on personal character. A Rover Scout must discipline himself in order that he may be a good influence to others.”

1. Am I determined to give up bad habits acquired in the past?
2. What are the weak points in my character?
3. Am I absolutely honourable, truthful and trustworthy?
4. Am I loyal to God and the Queen, my Country, my employers, those under me, the Scout Movement, my friends and myself?
5. Am I good-tempered, cheery and kindly to others?
6. Am I sober and clean-living, and clean-speaking?
7. Have I courage and patience to stick it out when things go against me?
8. Have I a mind of my own, or do I allow myself to be carried away by the persuasion of others?
9. Am I strong-minded enough to ward off temptation to drink, to harm a girl or a woman?
10. If I am weak in some of these things, do I resolve here and now, with God’s help, to do my best to correct them and give them up?

“May God give me strength to go forward henceforth a real man, a true citizen, and a credit to my country.”

### THE INVESTITURE



The Investiture should never be held in public; it is a solemn exercise of the Crew's corporate life.

The Ceremony, like the Vigil, may be held in a Church or Chapel, in the open air, or the Rover Scout Den. If it is held in the Rover Scout Den, experience indicates that it is best conducted at the end of an evening's programme.

A fitting close to the Investiture is to finish with prayers. Suitable prayers may be found in the book "Prayers for use in the Brotherhood of Scouts."

### THE CEREMONY

*NOTE: – The Investiture as outlined by the Founder is printed in full; if it is not desired to use the ceremonial parts, the portions printed in italics may be omitted.*

The young man, after self-examination, is brought before the Rover Scout Crew, the Crew being in uniform, *and stands with his two sponsors, one on either side, before a table, which is covered with a St. George's Cross, upon which is set a ewer of water, a basin and a napkin.* The Rover Scout Leader stands facing them *behind the table*, and calling the candidate by name, says:

## ROVER SCOUTING

---

Leader: Have you come with a desire to become a Rover Scout in our world-wide Brotherhood?

Candidate: I have.

Leader: In spite of the difficulties you have had in the past, are you now determined to do your best to lead a clean life; to be honourable, truthful and straight in all your dealings; clean in what you think; in what you say; in all that you do?

Candidate: I am.

Leader: Have you carefully thought what you are doing with your life?

Candidate: I have.

Leader: Do you understand that Service means that at all times you will be good-natured towards all other people, and will do your best to help them, even though it may not be convenient or pleasant or safe for you, and that you will expect no reward for so doing?

Candidate: I do.

Leader: Do you understand that by becoming a Rover Scout you are joining a Brotherhood in which we want to help you carry out your ideals, and in which we ask you to obey our Rules and carry out our motto of Service for others?

Candidate: I do.

*Leader: In ancient times it was the custom of those about to become Knights to be laved with water, in token of the washing away of past misdeeds and as a sign that they were determined to commence afresh. Are you willing to give such a sign, here in the presence of us all?*

*Candidate: I am. (The candidate, or if more than one, each in turn, thereupon places his hands together over the basin; one sponsor takes the ewer and pours water over them, while the other takes the napkin and dries the candidate's hands.)*

Leader: Understanding these things then, I ask you to make (or renew) your Scout Promise, bearing in mind that you are expected to interpret it not from a boy's point of view, but from that of a man.

*(The candidate advances and at the same time the Rover Mate steps forward with the Group Flag in his hands and lowers it between the Rover Leader and*

---

## ROVER SCOUTING

---

*the candidate, who takes hold of the Flag with his left hand and makes the Scout sign with his right.)*

Candidate: On my honour, I promise that I will do my best –  
To do my duty to God, and the Queen,  
To help other people at all times,  
To obey the Scout Law.

The Rover Scout Leader then takes the new Rover Scout by the left hand *and gives him a buffet on the left shoulder with the right hand*, saying:

Leader: I trust you on your honour to keep your Promise *and give you the buffet which the Knights of old received to remind you, as it did them, that you have one tender point, namely, your Honour. nothing should be more quickly felt than an imputation against it.*

After which the Rover Scout Leader fastens on the new Rover Scout's shoulder knot and presents him with his badges, saying:

Leader: In this shoulder knot of yellow, green and red, you see the representative colours of the three Sections of our Brotherhood – let it remind you of your duty to your younger brothers and of your responsibility, as a Rover Scout, to set them at all times an example worthy of your best self.

(The Crew close in round the new Rover Scout, shaking him by the hand and giving him a welcome.)

### BOOKS YOU SHOULD READ

Scouting for Boys – Crew Scouters' Handbook.  
Rovering to Success – Ideas for Rover Scouts.  
100 Ideas for Crew Meetings.  
Letters to a Rover Scout – Rover Rambler Badge.

#### The Rover Rambler

A quarterly magazine for Canadian Rover Scouts. Subscription \$1.00 per year (4 issues) from Canadian Headquarters, Ottawa.

#### The Scout Leader

Official monthly magazine. \$1.00 per year, from Canadian Headquarters, Ottawa.

### RESOURCES

Even the greatest adventure you will ever have in Rovering – as well as all the other activities – will start as an idea in someone's head. Perhaps the resource is in your own head. Perhaps somebody else's. The more you use your imagination, the more likely you will have the satisfaction of coming up with original ideas.

If anyone admits he is not a genius and relies on other resources for some activities, how does he get ideas? Quite simply – from people, from printed material, filmed material.

But an idea for a Rover activity is like uranium ore. Even after you have found the source, you have to mine it, refine it into a practical form, and then use it. With uranium ore you apply machine power; with activity ore you apply brain power. Both result in a highly valuable product.

### People as Resources

People are the most interesting activity resource. Talking to people about your programme needs is often the easiest and most productive method – providing you know the right people. Here are some who should be able to help you.

### Crew Members

The fellows in the Crew must have ideas of what they want to do. Informal talk in small groups gets these potential activities out in the open. Then at Crew meetings and other planning sessions there will be plenty of responses.

### Other Crews

Other Crews have valuable resources for your own programme. Exchange ideas whenever you meet their members, individually or gathered at Rover Round Tables, at Council Rover activities.

### Coed Resources

In selecting Coed activities, get some suggestions *of* the girls and *by* the girls as well as *for* the girls.

### Adults

Without relying on them too much look to adults. Group Committee members for occasional programme suggestions, from Leader's Training

Courses and Round Tables and the “ancient experiences” of their youth, these men have ideas on tap.

### **Experts**

A Crew with a specialty has a valuable resource of suggestions. Contact experts in the field of your special emphasis and allied fields too.

### **Printed Resources**

If it's an activity worth doing, it is probably written up in a magazine book or pamphlet. After an activity has been chosen, publications can furnish information to the activity committee on how to make it most interesting.

Community and school libraries are clearing houses for publications of all kinds.

Book and magazine dealers are ready to show you a variety of publications related to programme subjects.

### **Magazine Resources**

Among the many magazines available in Canada you should be able to find an article or an entire magazine related to a chosen activity or your specialty. A copy of “Canadian Advertising” magazine will help you find the right magazines and articles.

The Scout Leader, and our own Rover Rambler will supply programme material.

### **Books and Pamphlets**

Finding the right book or pamphlet helps develop an activity. Again check with your local Librarian for catalogues and book indexes and see your Stores Department Catalogue.

### **Government Publications**

Local, Provincial and Federal Government Agencies have many pamphlets and books which will give exactly the information you need for a chosen Rover activity, specialty or quest. Most of them are inexpensive.

Your Library probably has the monthly catalogue of Canadian Government publications which list the current publications and prices. Or perhaps you wish to write direct to the Queen's Printer, Ottawa for a complete

list of the publications that are available. Do the same thing at your Provincial Government level.

### **Maps and Charts**

Maps and charts often give you ideas of places to go and things to do. Following is a list of source material of this type: – Highway maps – map companies, stationery stores, gas stations, Provincial and Federal Departments, Commerce Conservation and Publicity Departments.

Regional or Sectional maps – These may be obtained from the Dominion Government, Mines and Technical Surveys Branch.

### **Film Resources**

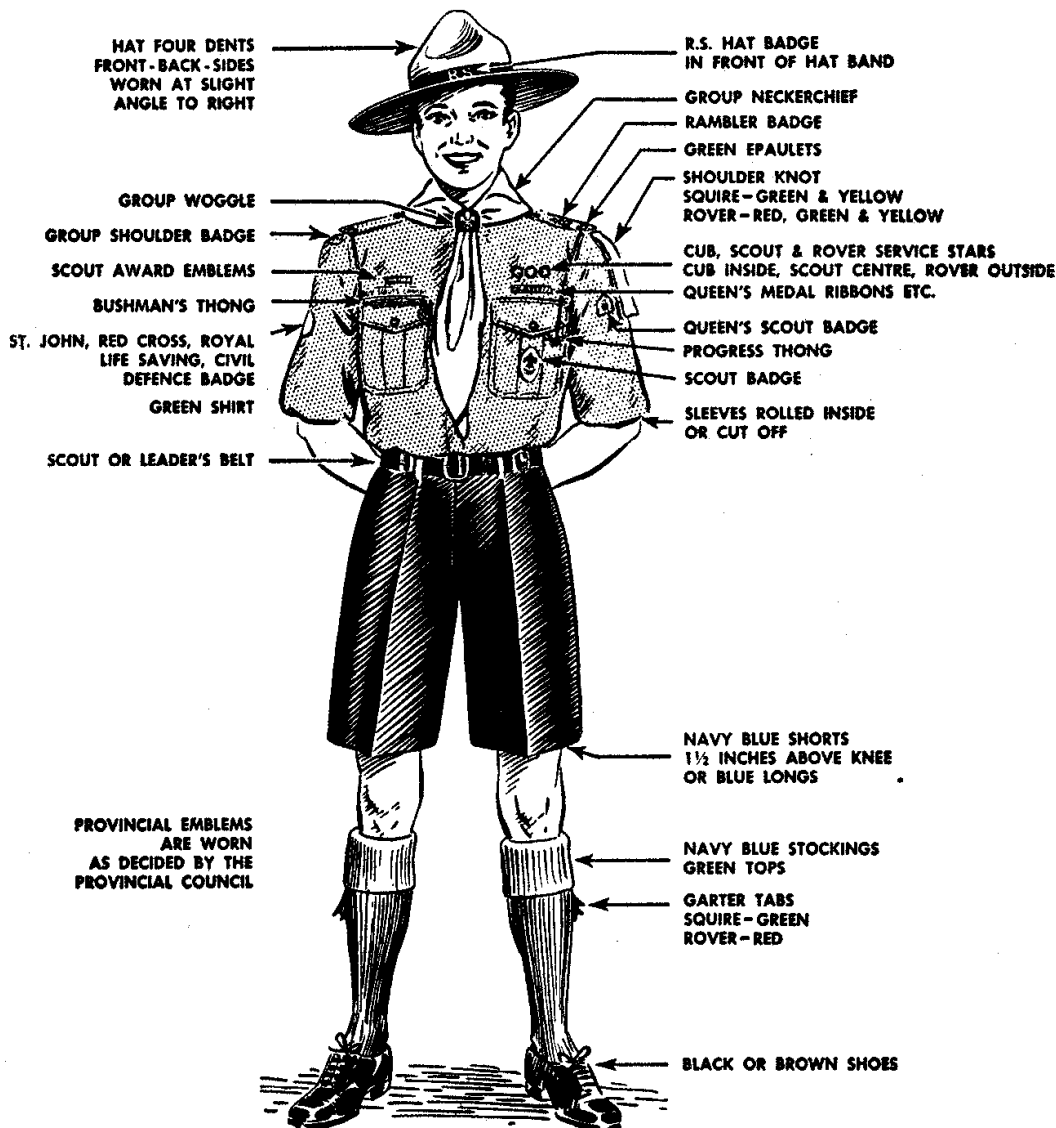
Through your local Scout office you can obtain free of charge a list of the films that are available through the Boy Scouts Association.

Most of the large Companies and Corporations throughout Canada have films available for use by groups such as yourselves. The National Film Board also have an excellent selection of films on all subjects.

These are a few ideas to show you that you are not alone in your search for material and ideas for new programme activities. So, get on the ball and explore some of these resource avenues. You will find your programmes on the whole will benefit from your search.



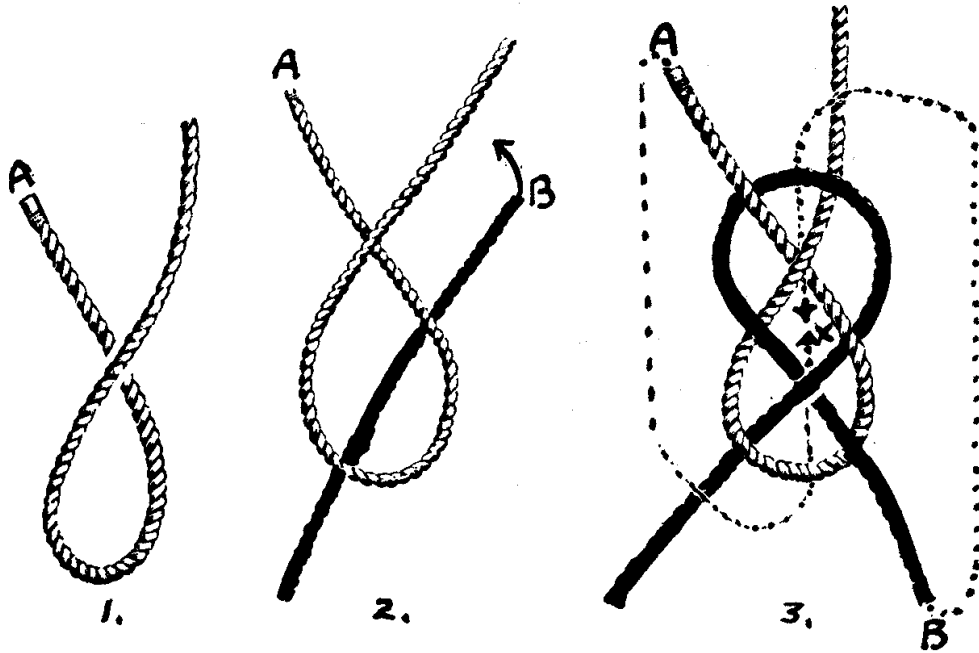
## ROVER SCOUTING



### ROVER SEA SCOUT UNIFORM

- HAT**—Blue peak cap with black band. Special R.S.S. Badge in front.
- TIE**—Black. May be worn with jacket, in lieu of group neckerchief.
- SHIRT**—Blue, Boy Scout pattern. In summer a white shirt of above pattern may be worn. (Tenderfoot Badge on left pocket).
- SHORT OR LONGS**—Blue; longs or bell bottom.
- STOCKINGS**—Blue, with green tops.
- GARTER TABS AND SHOULDER KNOTS**—As for Rover Scouts.
- JACKET**—If desired a plain navy blue two button jacket, single breasted, blazer type may be worn.

## HOW TO TIE THE DIAMOND KNOT FOR THE ROVER PROGRESS BADGE



1. Lay one of the ends (A) of the thong in a loop shaped as in Fig. 1.
2. Taking up the second end (B) lay it under the loop as in Fig. 2.
3. Weave end B over the first cord, under the second etc. finishing as shown in Fig. 3. The knot, still in an unfinished state, is the "Double Carrick Bend".
4. Now lead the ends (A and B) in direction indicated by the dotted lines (making sure beforehand that you have them sufficiently long for the purpose), and bring under the knot and up through the opening X. Bring the two ends together and gradually work up the knot as tightly as possible.