

THE SCOUTERS BOOKS – No. 15

# CAMPING FOR CUBS

by MAO

1960

*Published by*

THE BOY SCOUTS ASSOCIATION  
25 BUCKINGHAM PALACE ROAD, S. W. 1

Printed by Leveridge & Co., Ltd. (T.U.) St. Thomas' Road. Harlenden, N.W.10

Downloaded from:  
“The Dump” at ScoutsCan.com  
<http://www.thedump.scoutscan.com/>

Thanks to Dennis Trimble for providing this booklet.



### Editor's Note:

The reader is reminded that these texts have been written a long time ago. Consequently, they may use some terms or express sentiments which were current at the time, regardless of what we may think of them at the beginning of the 21<sup>st</sup> century. For reasons of historical accuracy they have been preserved in their original form.

If you find them offensive, we ask you to please delete this file from your system.

This and other traditional Scouting texts may be downloaded from The Dump.

## Chapter

I – Introduction

II – Preliminaries

III – Equipment

IV – Tents

V – Sanitation and other arrangements

VI – Feeding and Cooking

VII – Programme

Throughout this book the term “Akela” denotes the Cub Scouter in charge of the camp, whilst the expression “Old Wolves” includes Akela and all the grown-up helpers. For convenience the masculine gender is used, but must be taken to apply equally to a woman Akela.

**CHAPTER I  
INTRODUCTION.**

(A) RULES.

The Rules must be very strictly observed.

In addition: to Rules 332, 333, 335. 338, 339 and 340 on Camping generally, the following applies particularly to Cub camps: –

341A.

- (1) Some form of clean permanent shelter, or, if such is not available, a weatherproof marquee, large enough to accommodate all the Cubs in camp in case of wet weather, must be available. If a marquee is used as a permanent shelter, it must be additional to the tents in which the Cubs sleep.
- (2) There must be at least two warranted Scouters *in* camp, one of whom must be a warranted C.M., D.C.M., or A.D.C. Wolf Cubs. It is desirable that there should be a minimum of three adults. There must be at least one adult for every six Cubs, in camp, excluding the Scouter in charge.
- (3) The D.C. must not in any case give permission unless he is completely satisfied that the Scouter in charge has acquired the necessary knowledge and practical experience.
- (4) A Scouter who has not previously been in charge of a Cub camp or whose camp has been the subject of an unsatisfactory report, must obtain the preliminary permission of the D.C. at least three months before the proposed date of the camp and before any intimation of the camp has been given either to Cubs or parents.
- (5) No Cub under the age of 9½ may be taken to camp, except with the specific permission of the D.C.

(B) RESPONSIBILITY.

The Cubmaster in charge of a Cub Camp undertakes enormous responsibilities.

1. Responsibility to the Cubs, who will be dependent on Akela for health, comfort and happiness.

2. Responsibility to the parents, who have entrusted to him the safety and welfare of their children both physically and morally.

3. Responsibility to the Movement that the camp of which he is. in charge shall in no way discredit the great brotherhood of Scouts in the eyes of the public and of those who are generous enough to lend their land for such purposes.

These are great responsibilities, not to be faced lightly by the most experienced Akela and not to be undertaken without preliminary training. A knowledge of camping does not come by the light of nature; it is not merely a question of common sense; the problems involved cannot be fully understood merely by the reading of books. Experience as an assistant in a well-run Cub Camp is the best training for the Cubmaster, so as to render himself fit to undertake such responsibilities. That experience must not be bought at the expense of the happiness, comfort and safety of the Cubs. No one should, therefore, ever take charge of a Cub camp until he has gained the necessary knowledge and ability by serving, for at least one camp, as assistant under an experienced Akela.

Knowledge of Camping generally is a tremendous asset, but a Cub Camp is an utterly different thing from a Scout Camp.

A successful and happy Camp will do much good to the boys, and to the Pack Scouters, and will improve the “happy family” relationship between the two.

But a badly run Camp can do irreparable harm to the Movement, as well as to the Cubs concerned, their parents and the public generally.

Some Cub Scouters may prefer to take their Cubs on a Pack Holiday, feeling that both rules and responsibilities are a trifle easier. (See Rule 341.) The main difference between a Cub Camp and a Pack Holiday is that in the latter the Cubs do not sleep in tents, but in some suitable building.

Full advice on Pack Holidays may be had in the book of that title. No. 14 in the Scouter Series.

### (C) JOINT CAMPS.

This does not mean combined camps of Scouts and Cubs. Combined camps or other activities involving combined training cannot be too strongly condemned.

A “joint” camp is one in which two or more Packs take part. It is essential in such cases that the Cubmaster of one of the Packs (obviously it should be the most experienced Cubmaster) should be in charge of the camp and should receive the loyal support and co-operation of the other Cubmasters present.

#### **Advantages of Joint Camps.**

1. Economy of money, food and equipment or use of buildings.
2. Pooling of Old Wolves. It is often the only way to obtain a sufficient number of adults.
3. In the case of an inexperienced Cubmaster, it may be the only possible way to take the Cubs away.

#### **Disadvantages of Joint Camps.**

1. The Cubmaster will be away from home with boys he does not know and there may be bad discipline or other undesirable traits in other Packs.
2. There is a certain loss of the family spirit of the Pack when others are present.
3. The Old Wolves may not get on well together; but they ought to have made sure of this before arranging their joint enterprise.

### (D) COMBINED CAMPS.

To quote P.O.R. Rule 332(11): –

Only in exceptional circumstances, and with the specific consent of the D.C., may Cubs be allowed to camp with Scouts.

The circumstances must indeed be exceptional, for it is a thoroughly bad practice, and quite opposed to the Founder’s scheme of graded training. Time-tables, activities, indeed the whole object and atmosphere of the two camps should be entirely different. If, owing to internal or domestic factors, there is no alternative but a combined Camp, then it would be better that the Cubs should not camp at all.

**CHAPTER II.  
PRELIMINARIES.**

(A) NOTIFICATION AND PERMITS.

Rule 333 gives the period of notification as 28 days for the summer camp, which would apply to Cubs. But, as already quoted in Rule 341A the period is lengthened to three months for those who have not before been in charge of a Cub Camp, or who have not been very successful in doing so.

The important thing is that no intimation should be given to the Cubs or their parents until permission is received. This should be no hardship, for preparations should start several months ahead of the proposed date and there is much to be done. The main point is that the Cubs should not be disappointed.

The application should go through one's own D.C., on Form P.C. (Cubs).

(B) STAFF.

The normal number of helpers should be one adult to every six Cubs, as a minimum, of which at least two must be Warranted Cub Scouters. The Scouter in charge of the Camp is not included in this number, and must have had practical experience of a Cub Camp. There must never be less than two adults, in the smallest Camp, and three are desirable.

Supplementary Staff may be recruited from Parents and friends, but it is most important to make sure they will fit in and pull their weight.

One member of the team must have a good knowledge of cooking and catering, and another should know a fair amount of first aid and nursing.

Scouts and other young persons may be helpful, but are not able to take any real responsibility in case of accident, illness or other emergency, and should therefore be regarded as additional to the ordinary staff.

It is unwise to have a mixed staff of young unmarried people; for instance, a young woman Akela will do well not to take Rovers as her permanent staff. This kind of thing often gives rise to scandal, however groundless it may be. Where a mixed staff cannot be avoided, particular care should be taken that the situation of sleeping quarters, or sleeping tents, are such as to prevent the possibility of any suggestion of impropriety arising, and an older person should be present, as a "chaperone", but such cases are better avoided altogether.

Make sure the members of the staff are all physically fit and have good tempers – the latter being very important. See that they all get to know each other well before the Pack goes away, and that they are not likely to squabble. If any have not camped before, make quite certain that they know what they are letting themselves in for. Don't take anyone who does not see a job through.

Meetings of the whole Team at an early date are desirable, to fix all details and allocation of duties, in order that each may understand their exact responsibilities.

A week-end's preliminary Camp together settles all these questions and is well worth while.

(C) DATE, DURATION AND NUMBERS.

### 1. Date.

Cubs should not be taken to camp before Whitsun or after the end of August. Within these limits a date can be fixed dependent on school holidays and the possibilities of getting an adequate staff. If the end of July or the beginning of August is chosen, it should be remembered that this is a time when almost everyone wants to camp and it is advisable to secure a camp site a long while ahead. Travelling near the Bank Holiday week-end should be avoided if possible.

### 2. Duration.

A Cub camp should not last too long; rather let it err on the side of brevity.

Four or five days is sufficient, but some Cubmasters, particularly of Packs in big towns where it is necessary to go some distance, may feel, not without reason, that so short a period does not really justify the trouble and expense. Again, there are cases in which Cubs can only go away if they will not return before their parents come back from their own holiday. In such cases there may be full justification for the camp continuing for a week or even longer, so long as it is well run.

### 3. Numbers.

A Cub camp should not be too large. Camp is by no means a necessity for Cubs as it is for Scouts and the whole Pack should not be taken but only certain selected Cubs, and, of course, only those who are nine and a half or over.

As a general rule, 18 Cubs is quite enough though there may be more in a Joint Camp, where a larger staff is available.

(D) ACCOMMODATION AND SITE.

### 1. Locality

Don't go too far from home. Reduced railway fares can be obtained, but a long journey adds a good deal to Akela's troubles and responsibilities, whilst the success of the camp really depends much more on the nature of the actual site than on its locality.

A camp at the seaside is very attractive and it may be the only chance many of the Cubs will get of ever going there; but camp sites by the sea are very difficult to find. Also Cubs must bathe if they go to the seaside, and a site is no use at all unless the bathing is absolutely safe in every respect. With the exception of Downe, Cub camps are not permitted on Headquarter sites.

### 2. Accommodation.

It is necessary to provide "some form of clean, permanent shelter" or "a weather-proof marquee, large enough to accommodate all the Cubs in camp in case of wet weather".

This may well be the deciding factor in the choice of a site, and calls for thorough preliminary investigation. Consider not only the possibilities of Group H.Qs or schools, but also Sports' Pavilions, good stables or out-houses. Mission huts, village halls, or the H.Qs. of some other Organisation. Needless to say, a responsibility goes with each.

**3. Site.**

Akela must inspect the site himself, as this job, like his other responsibilities, cannot be delegated to anybody else.

Here are some of the things to bear in mind: –

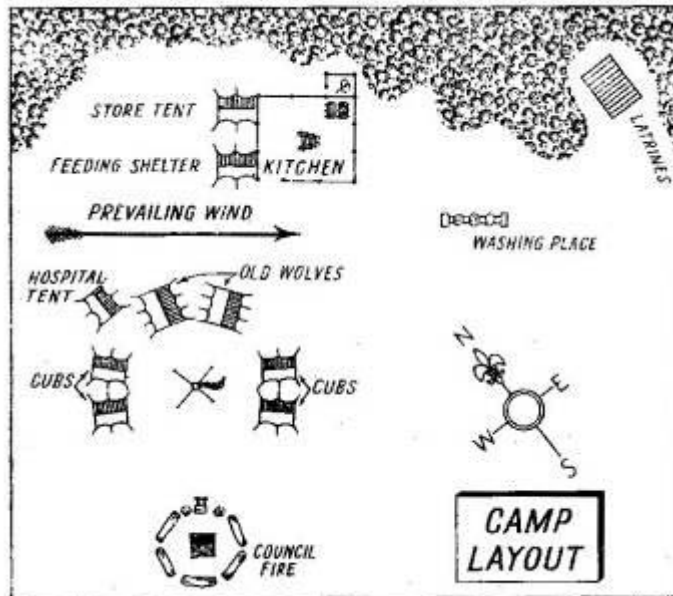
*Elevation.* The Camp should be on raised ground, so that it may be dry and well-drained, but not on a bare and exposed hill top, A view is of course an added attraction. Shelter both from wind and sun. Though some trees near the site are desirable, these should not be elms, because of their habit of shedding branches.

*Safety.* Never camp anywhere near the edge of cliffs, or near railway lines, deep rivers, quarries or anything else that might tempt the Cubs into danger.

*Space.* There must be plenty of level ground, both for pitching tents and for all sorts of games. It is impossible to camp well in cramped conditions.

*Accessibility.* for transport of equipment and for getting supplies from shops, farm, etc.

*Privacy.* Both from people and animals. Wood and water, in ample supply.



**(E) LAYOUT.**

(a) In order to judge if a camp site is suitable one has to bear in mind exactly how the camp would be arranged.

The tents should, if possible, be arranged in a semicircle open towards the south. The Old Wolves' tents, and particularly Akela's, should be in a central position, so that an eye can be kept on all that goes on. The Cubs should have their tents near enough to feel that they are within calling distance of Akela or one of the Old Wolves at night, but not too near. If the Old Wolves have two tents, these may be spaced out between the Cubs' tents.

(b) The flagstaff will normally be in a central position on the open side of the camp, with the Council Fire some distance away.

---

## Camping For Cubs

---

(c) The kitchen should be situated so that the wind will not blow smoke into the camp. Since, apart from purely local conditions, the wind in this country is generally south-west, it is best to put the kitchen on the north east side of the camp. It should be as near the water supply as possible.

(d) Refuse pits – by the kitchen on the far side from the tents. Incinerator – well away from the camp and on the leeward side.

(e) Stores tent – near the kitchen, but on the windward side.

(f) “Dining-room” – also near the kitchen and again on the windward side of it.

(g) The washing-place must, of course, be near water – not necessarily the drinking water. It is convenient, if things can be so arranged, for the washing-place to be between the latrines and the camp.

(h) Latrines – sheltered place on the leeward side of the camp, within reasonable distance, but not too close, to the tents.

(i) If a building is available for use in bad weather the camp will, of course, be placed in as convenient a manner as possible in relation to it. If a marquee is used, this should be erected in a convenient but sheltered position.

(j) The hospital tent should be away from the Cubs’ tents, but near one of the Old Wolves.

### (F) PRELIMINARY VISIT.

It is obvious that Akela will have to visit the site some time before the Camp takes place, at least once, and perhaps with other members of the Staff.

These are some of the points to be covered:

(a) Investigate and make sure that the site complies with all the conditions set out above.

(b) Find out if others are using the site before you. If you do not know anything about them, another visit may be advisable to make sure the site is still possible.

(c) If necessary, inquire whether male labour is available for erecting a marquee, digging, etc. and what will be the charges. Take addresses. Possibly local Rovers, or some of the Rovers of your Group, will be glad of an opportunity of service.

(d) Visit local tradespeople and farm, and arrange for supplies. Inquire as to possibility of hiring or borrowing tables or planks, boxes for stores or to use as seats, and sacks for mattresses – for which straw is also required. Find out which is early closing day; this may save you from disaster!

(e) If necessary, make arrangements for transport from the station.

(f) Ascertain the whereabouts of the nearest doctor, ambulance or similar means of conveyance, hospital and chemist. Also of the police, who may prove your best friends in case of anything going wrong. Go and see, or write to, the doctor.

(g) If the Pack is going to a service at the church, let the clergyman know in case any special arrangements for seating are necessary. If the Pack includes some Roman Catholics, the parish priest should be informed.

Several of these points may appear rather trifling, but they are, at the least, matters of ordinary courtesy and may, as a matter of fact, also prove very helpful to the camp itself.



(G) TRANSPORT.

It is obvious that arrangements for transport of boys and of equipment must be made in good time, whether by train or by lorry; also any applications for reduced Railway fares: half the normal single fare for the double journey, is the arrangement for parties of Cubs. It is wise to check that lorries are insured for taking Cubs to camp.

(H) ADVANCE PARTY.

It is essential that by the time the Cubs arrive on the camp site latrines should have been constructed, refuse pits dug and, unless there is a building available, the tents or a marquee should have been pitched in case it rains.

**CHAPTER III.  
EQUIPMENT.**

Akela should make a complete list of all the equipment required, and divide it into: –

1. What the Pack or Group already has.
2. What must be acquired.
3. What Akela can get locally, checked on the preliminary visit.
4. What each helper will bring, with duplicate list for each.
5. What each Cub must bring and a duplicate list for each mother.

The following lists are suggestions for a Camp of 18 boys: –

**General**

Union Jack.  
Flagstaff (or pulleys and halyards for local erection).  
Spades (at least two are desirable).  
Rope, cord and string (sisal is cheap and strong).

Prayer-book, Hymn-sheets or books, and Bible: for use at Cubs' own.

Games equipment: football, tennis balls, bean bags, cricket outfit, etc. Don't omit things useful when it is wet, e.g., pencils and paper, illustrated papers.

**Tents.**

Groundsheets; one for each Cub, but a number of spare ones will be found very useful. These may be needed for sitting out in the open.

Palliasse case or sack and pillow case; one for each Cub; to be stuffed with straw.

Canvas and poles for screening latrines and washing places, and for over-head shelters for dining-places, kitchen, etc. unless some natural shelter is available.

Planks and supports for dinner table and for washing place (obtained locally).

Latrine tents and seats; one for every six Cubs and one for Old Wolves.

Latrine buckets (marked).  
Disinfectant.  
Toilet paper in containers.  
Soap and towels.  
American cloth table cover.  
Washing-bowls; at least one for every three Cubs.  
Tubs: two small tubs will be useful.  
Mugs: for cleaning teeth: at least one for every three Cubs.  
Boot-cleaning outfit.  
Rubbish box or bag; can be improvised.  
Lanterns.

### **For the Sick Bay.**

Extra tent.  
Camp bed.  
Spare blankets, pillow.  
Medicine box and First Aid Equipment.  
Spirit stove or primus, and small cooking outfit.  
Chamber pot.  
The medicine box should include a clinical thermometer, and somebody should know how to use it.

### **For Kitchen and Stores.**

2 large dixies; it may be thought desirable to take 3.  
2 small dixies.  
2 large frying-pans.  
6 large metal bowls: for serving bread and butter, mixing puddings and keeping things in.  
3 large metal bowls: for washing up, cleaning vegetables, etc. (These will possibly serve for roasting; if not, it may be desirable to take some other bowls for the purpose).  
3 large enamel jugs: for serving water, tea, etc.  
3 large plates.  
2 mugs ( $\frac{1}{2}$ -pint or pint): for measuring, etc.  
Supply of knives, forks, spoons, including carving knife and fork and wooden stirrer.  
2 large ladles.  
1 milk can with lid, unless the milk will be delivered in bottles.  
1 butter basin.  
1 tin-opener: for emergency rations.  
1 hand-axe: it is generally wiser to take two, in case one gets broken.  
1 Bushman type saw.  
2 lanterns: one is possible, but it is better to have one each for kitchen and stores tent.  
2 tables or large boxes: one each for kitchen and stores tent.  
2 American cloth table covers. Supply swabs, mops, and drying cloths, pudding cloths and butter muslin.  
Supply of boxes, and tins for storing food.

### **For the Cub.**

The following is a list of the articles which a Cub should bring to camp. A copy of this list should be sent to every boy's parents in good time beforehand. It is advisable to make it understood that, if at all possible, the things should be packed in a waterproof kit-bag, and all clothing, etc. marked with boy's name: –

2 blankets – more, if possible; in any case, Akela should have a good supply of spare blankets.

Overcoat or waterproof.

Sweater, spare jersey or old coat.

Pyjamas.

Change of clothing. Old flannel shorts and shirt are very useful, since, if necessary, they can be used instead of pyjamas. A soft, wide-brimmed hat is also useful.

Spare vest or undershirt.

Spare stockings.

Spare boots or shoes.

Canvas shoes or sandals: for wet grass, games, etc.

Handkerchiefs.

Bathing costume.

Soap and towel.

Toothbrush and toothpaste.

Hairbrush and comb.

Plates (two, deep) and mug: preferably enamel, certainly not china.

Knife, fork, and spoon. These and the plate and mug should, if possible, have some distinctive mark of ownership.

#### **For the Cub Scouter.**

Tent, large enough for comfort. This of course may be shared with another Old Wolf, but in NO circumstances should an Old Wolf sleep in a tent with Cubs.

Akela's list, besides personal requirements, should include such essentials as: electric torch, lantern, note books, Log Book, money and money-box or bags, repair outfits and possibly a Primus.

## **CHAPTER IV**

### **TENTS**

For a Cub camp the following are required (see Rule 341 (a)).

1. For sleeping – either a marquee or tents.
2. For daytime use in wet weather – either some kind of building or a marquee.

It is quite impracticable to try and use one marquee both for sleeping and for daytime activities and the wording of this rule should therefore be specially noted:

“If a marquee is used as a permanent shelter, it must be additional to the tents in, which the Cubs sleep.”

**Types of tents.** The best kind of tents for Cubs are ridge tents with fly-sheets. They are less dark and stuffy than bell tents, and lighter to handle and pitch. The fly-sheet is necessary to prevent the canvas leaking, should a boy brush against it in wet weather.

The smaller ridge tents or hiking tents are unsuitable for Cubs.

**Pitching Tents,** This must be done before the Pack arrives, and by people who know how to do the job properly; which applies also to striking and packing tents.

Space will not permit of details here, but remember that there is a right way and a wrong way to do these things, and a Cub camp is not the time to experiment or to find out by trial and error.

The erection of a marquee is obviously a job for skilled manual labour.

**CHAPTER V.**  
**SANITATION AND OTHER ARRANGEMENTS**

Sanitation is of the greatest importance and, on the state of the latrines, and the disposal of refuse, the health of the camp will very largely depend. It is therefore necessary to consider this most carefully.

If indoor Lavatories are available, they are very much better for Cubs, but even then the strictest rules of hygiene must be observed, and it is a job for one of the Old Wolves to see that they are kept clean and in good working order.

There must be separate washing and latrine facilities for Old Wolves.

**(A) LATRINES.**

The latrines must be ready by the time the Cubs arrive.

A naturally screened position should be chosen if possible, on the leeward side of the camp, but no fixed rule can be given for their distance away. They must not, of course, be near the tents or kitchen; but, on the other hand, they must not be so far away as to discourage regular visits,

A big, deep trench with a pole seat is the worst possible kind and should never be used for Cubs under any circumstances whatever.

Two different types are suitable for Cubs, but of these the first is far away the better. It is important to provide adequate privacy for the Cub.

(a) Consists of a small square tent with a waterproof roof. It is made for the purpose and may be obtained from the Scout Shop.

There should be not more than six Cubs to each tent. A trench 15 in. long and not more than 10 in. wide may be dug, over which is placed a proper seat about 18 ins. high. These tent latrines, although rather more expensive than type (b), have the great advantage of providing the small boy with really private accommodation of a kind that he is used to at home; of having a waterproof cover overhead: and of being easily moved if it becomes necessary to do so. Some form of notice or indication as to the latrine being occupied may very well be put up by the Cub himself before entering.

(b) The second type is the shallow-trench latrine. The trenches should be 3 ft. long, 1 ft. deep and not more than 10 in. wide. There should be at least one trench to every six Cubs in camp, and directly a trench begins to get at all full, it should be filled in and the turf replaced. Space should be left between the trenches so that new ones can be dug. (see Fig. 2) This type of latrine needs good screening and some over-head protection is desirable.

In either type of latrine the following are necessary;

(a) A pile of fine earth with a small shovel or even a flat piece of wood. A little earth must be thrown into the bucket or trench directly after use. Only a little is required, but it should be

sufficient to cover completely all traces of use. This is of the utmost importance, and it should be carefully explained to the Cubs that this is the only way of keeping latrines sanitary. A disinfectant may also be used if desired, but it is only an additional precaution. The Cubs should also be warned against fouling the edges and the seats.

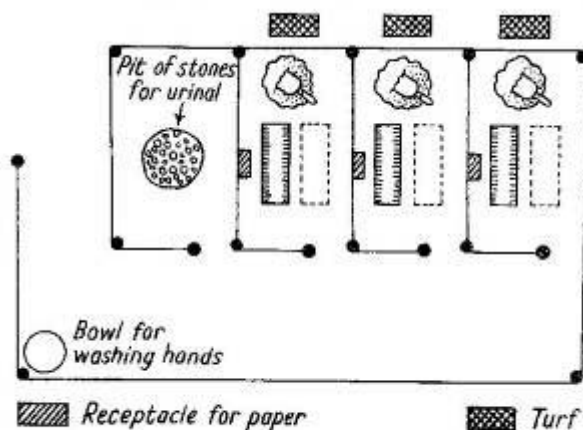


FIG. 2.

(b) Proper paper in a waterproof receptacle. A large tin or jam-jar will do, hung at least a foot above ground level, and well-covered.

(c) If owing to the camp being upon clay soil or the owner of the ground objecting to the digging of many pits, trenches cannot be used, these same types of latrine may be used substituting a bucket for the trench. In this case the buckets should be marked with paint in some way to ensure their not being used for any other purpose at some future time, and the emptying and general care will, of course be the responsibility of an Old Wolf.

(d) A lantern. This should be hung outside the latrine. This will give confidence to a boy who has to go there at night and will also guide him to the place. It should be hung on a post at such a height that the Cub can reach it to take it into the latrine with him.

(e) Basin on stand, supply of water, soap and towel. These should be placed at the entrance to the latrines unless the washing-place is between the latrines and the rest of the camp. A notice, "Wash your hands", may serve as a useful reminder.

In addition to the latrines, should these be rather far from the tents, a bucket may be placed near the tents for emergency during the night. This must be removed and emptied immediately after getting up in the morning. It can be stored in a corner of the latrine enclosure during the day.

It is not always realized that some of the Cubs (the younger ones especially) do not like going outside in the dark, even if a lantern is kept burning by the door, as should always be the case. They may not like to mention this for fear of being laughed at and the result might be quite serious. Therefore this must be most carefully watched.

Another important consideration is the danger of bed-wetting, which is not at all uncommon among Cub-aged boys.

Akela should find out from the mother or guardian of every boy going to camp whether he suffers from this, and if there is any treatment which should be continued in camp. Probably such parents will be able to supply a good-sized mackintosh sheet. Too often young and inexperienced Akelas have been taken unawares by this.

---

## Camping For Cubs

---

It can only be added that it is of the greatest importance that the boy should not be unduly blamed for this unpleasant habit. In the majority of cases he is powerless to prevent this happening and only overcomes this habit as he becomes older and more stable. The Cub is often very ashamed, and tact and kindness in dealing with this are needed by the Old Wolves. Care should be taken at the daily inspection to see whether the blankets are at all wet or damp and, if they are, they should be dried or aired before being used again.

### (B) DISPOSAL OF REFUSE.

Camp is an opportunity for leaching cleanliness and tidiness. A dirty camp is very bad training for the Cubs. It will also probably be unhealthy and is certain to be an annoyance to the owner of the land and a bad advertisement for the Movement. The arrangements for the disposal of refuse should, like the latrines, be ready by the time the Pack arrives.

*Solids:* Everything that can be burnt should be burnt, preferably in some form of incinerator. Other solids must be buried and some loose earth shovelled back every time after use.

Tins should be burnt out in the incinerator, before being “bashed” and buried. When the camp is over, the refuse pit must be filled with at least 6” of earth on top, well stamped down, and any turf replaced, to prevent animals digging it up and exposing tins, etc. which may be a danger to domestic animals.

If arrangements can be made with a local farmer, a pig bucket may be kept, but this must always be covered

*Liquids:* must not be put in the solid refuse pit, but require a special soak-away, with a grease trap for greasy liquids.

A soak-away is a small open pit, with some stones in the bottom and a few smaller stones or cinders upon them, which will prevent mud forming.




FIG. 3.

A grease pit is a small soak-away, but with some brushwood or a piece of wire netting placed over the opening, and upon this, small twigs, bracken or heather are laid, which act as an effective filter. This should be burned frequently and a new trap made. A bucket may be used with a grease trap in the same way, should digging be impossible.

It is only by extreme care in the disposal of refuse and by never leaving any food uncovered, that a camp can be kept free from wasps and flies. If the Cubs are given some ideas of the horrible habits of flies they will be anxious to help in ridding the camp of such a danger.

The Cubs should be taught the importance of disposing of all rubbish at once. They should learn from the first moment in camp not to drop paper, food or anything else on the ground and, if they see anything of the kind, to pick it up at once. It may be explained to them that they should behave no differently in this respect in camp than they would in the best room at home.

For this purpose rubbish boxes or sacks should be provided.

### (C) THE WASH HOUSE.

The washing-place must be supplied with basins sufficient to provide one to every three Cubs. These basins can be supported on planks laid on boxes or on some similar arrangement (Fig. 4). It is also a good plan to provide about two small tubs in which the Cubs can wash their feet. If basins are used for this purpose they may be bent and spoilt.

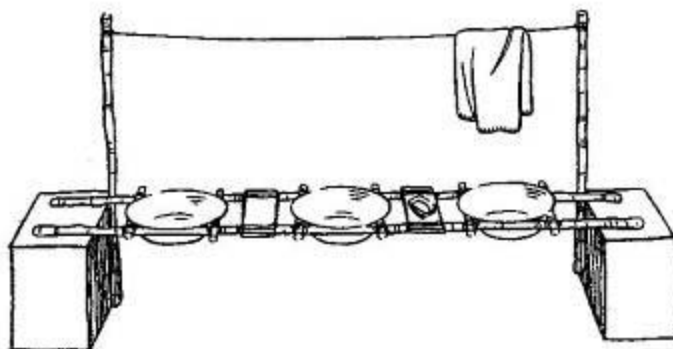


FIG. 4.

Mugs to use for cleaning teeth may be provided and if so there should be one for every three Cubs. Failing enamel mugs, cardboard cream cartons will answer the purpose.

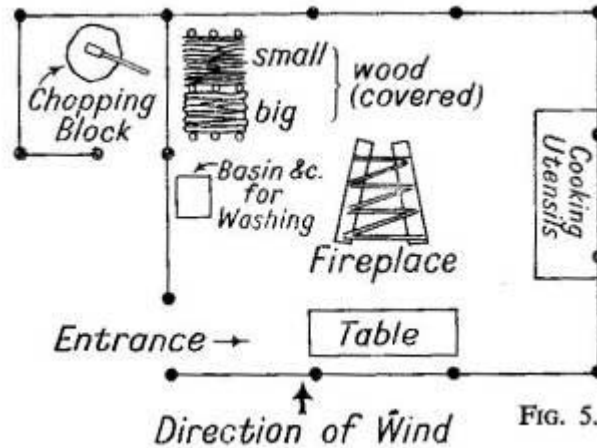
The Cubs should not keep towels and washing things amongst their kit. For towels there should be a line inside the washing-place and another outside where they may be hung in the morning when fine. For flannels, soap, toothpaste and toothbrushes some place should be arranged inside the washing shelter.

An Old Wolf is responsible for the order and tidiness of the washing-place. He should see that nothing is left out of place and that basins, when not in use, are emptied and turned upside down to drain.

## CHAPTER VI. FEEDING AND COOKING

The job of cook and caterer in a Cub Camp is a specialised one, not only for an expert at home but for one who knows how to cook in Camp and to keep the kitchen a model of hygiene.

Space here does not permit for advice on the subject of camp kitchen management, but Fig. 5 shows a suggested layout for a Camp kitchen.



### Catering

Never let us forget the warning that "Good food badly cooked is no longer good food!" Whilst away you have your opportunity for giving good nourishing food to boys who, in some cases, are perhaps not too well fed at home. Therefore give as much butter, margarine, milk, fresh fruit and greenstuff as you can, though tinned food will no doubt also appear in your menu and should certainly be kept in the store tent in case of emergency.

The following list of quantities may give an idea of the approximate requirements per Cub per day.

ARTICLES	QUANTITY
Bread	1 lb per head per day. This works out as the average with an almost unflinching regularity; it being assumed, of course that, the bread is not eaten quite new. Half as many 2-lb loaves as there are boys in camp, with a margin for safety of one extra for each six, is a very accurate estimate of the requirements for one day.
Butter	$\frac{2}{3}$ oz. to 1 oz. per head per day.
Jam, marmalade, etc	2 oz. per head per day.
Tea	2 oz. will just make enough for one meal for 20-25 Cubs. It is not desirable that tea should be too strong. As not every Cub likes sugar in his tea it may be as well, in some cases, to add this <i>after</i> the tea has been made.
Cocoa	$\frac{1}{4}$ lb. will make enough for about 35 Cubs.
Milk	$\frac{1}{2}$ pt. per head per day is the smallest possible quantity, and more is desirable.
Sugar (for all purposes)	2 oz. per head per day. Don't let Cubs help themselves.
Rolled oats.	2 oz. per head per breakfast is a very liberal allowance. If oatmeal is used, less is necessary.
Meat, breakfast	sliced sausage, etc. $\frac{1}{8}$ to $\frac{1}{9}$ lb. per head.



---

## Camping For Cubs

---

“ midday	Roast or boiled. About 1/5 to ¼ lb per head (exclusive of bone), Stews, meat puddings, etc. 1/5 to 1/6 lb, per head.
Potatoes.	At least ½ lb per head per day.
Sausages	Buy the number required. They are generally six to the ob., but vary to some extent.
Bacon	Never take bacon in a solid piece and try to cut it in rashers in camp.
Flour	For puddings, 2 oz. per head.
Suet	About quarter the weight of the flour will do. The more used, the lighter the pudding.
Biscuits	Count the number in a pound; this will show the number of lbs. required.

### SPECIMEN DAILY MENUS.

Saturday	Picnic Lunch.	Whatever is available.
	High Tea	Fish cakes, Bread and Butter, Jam, Cakes
Sunday	Breakfast	Cornflakes, Sausages, Bread and butter, Jam or marmalade.
	Dinner	Veal and Ham Pie. Salad. Potatoes. Treacle sponge pudding.
	Tea	Smoked fillet. B. and b. Jam. Cake.
Monday	Breakfast	Porridge. Scrambled eggs. B. and b. Jam or marmalade.
	Dinner	Steak and kidney pudding. Vegetables. Stewed figs or rhubarb and custard.
	Tea	Macaroni cheese. Bread and butter. Lettuce.
Tuesday	Breakfast	Cornflakes, bacon, fried bread, tomatoes. Bread and butter, Jam or marmalade.
	Dinner	Boiled beef, carrots and potatoes. Summer pudding or blancmange.
	Tea	Kippers. B. and b. Cake.
Wednesday	Breakfast	Porridge. Sausages. Bread and butter. Jam or marmalade.
	Dinner	Corned beef. Salad and potatoes. Stewed plums and custard.
	Tea	Scrambled eggs. Bread and butter. Cake.
Thursday	Breakfast	Cornflakes. Cold breakfast sausage. Bread and butter. Jam or marmalade.

---

## Camping For Cubs

---

	Dinner	Fish or stew. Vegetables, Stewed fruit or dates.
	Tea	Bread and Butter. Jam. Cake.
Friday	Breakfast	Porridge. Fried tomatoes and fried bread. Bread and butter. Jam or marmalade.
	Dinner	Roast meat (pot roast). Vegetables. Currant suet roll.
	Tea	Baked beans on bread and butter. Lettuce sandwiches. Cake.
Saturday	Breakfast	Porridge or cornflakes. Bacon and batter. Bread and butter. Jam or marmalade.
	Dinner	Corned beef and salad. Bread and butter. Trifle.

### The Feeding Place.

In camp no meals should in any circumstances be eaten in sleeping tents; it is a dirty and insanitary practice and should never be permitted.

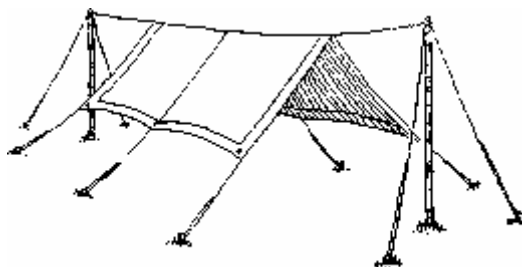


FIG. 6.

A special place must always be arranged for meals. This should be near the kitchen and, on the windward side. Some form of tables and seats should be provided. They give greater comfort, tend to prevent bad manners and unpleasant habits and help to keep the ground clean. Tables and seats can often be borrowed or hired locally, but if not something should be improvised. A tablecloth of some kind is desirable: it emphasizes the fact that things should not to be split and tends to induce good behaviour. A Strip of American cloth fastened down with drawing-pins is perhaps the best, as it is easily wiped after each meal.

It is desirable that the tables should be under some form of shelter in case of heat or bad weather. If, in camp, the permanent shelter is a marquee, that will be the obvious place; but if none is available near at hand it is important to rig up an awning over each table, of the kind shown in Fig.6.

Cubs are not expected to make elaborate camp gadgets as Scouts do, but simple plate racks, brooms, tent hangers and mug trees are easy to construct and are very useful

**CHAPTER VII.  
PROGRAMME**

The outline for the daily programme will have been drawn up before arrival. It remains for Akela to fill in the details day by day. Alternative programmes for good and bad weather will be necessary but flexibility is most important every day, dependent on opportunity and mood, as well as weather. Cubs need supervision, but it is an excellent thing to allow an hour after tea or half an hour in the morning during “games” for the Cubs to amuse themselves. They should never be allowed to hang about for hours with nothing to do but it is a mistake to think they must be “organised” all day, Akela or the Games Old Wolf will be the leader of all sorts of exciting explorations and (racking games outside the boundaries every day, but when on the site itself during the hour suggested a game might be started with some of the Pack, the others joining in, as they wish.

As this is really an outdoor holiday for Cubs, little will be done in the way of star or badge work.

It is a good plan to hold an informal pow-wow for Old Wolves for a few minutes during rest hour or when the Cubs are in bed during which any small details and suggestions which will lead to improvement can be discussed.

**Specimen time table.**

7.30a.m.	Rouse. Wash.
8.15a.m.	Breakfast.
10.00a.m.	Inspection.
10.15 a.m.	Flag. Prayers.
10.30a.m.	Games or morning “stunt”.
12 noon	Bathing.
1.00 p.m.	Dinner.
1.45 p.m.	Rest hour, including bank and canteen.
2.45 p.m.	Afternoon “stunt” (away).
5.00 p.m.	Tea.
5.30 p.m.	Get beds made. Games.
7.10 p.m.	Flag down.
7.15 p.m.	Supper.
7.30 p.m.	Wash and clean teeth.
8.00 p.m.	Camp Fire.
8.40 p.m.	Prayers.
9.10 p.m.	Warning whistle.
9.15 p.m.	Lights out.

**Inspection.** This should not be held until the Cubs have had ample time to tidy up and to go to the latrines. At first they will need help in preparing for Inspection, but later a higher standard should be expected. All clothing and belongings should be laid out, so that it may be seen that nothing is lost, or damp or in bad condition.

Blankets and towels should be hung out until mid-day, if fine, and palliasses dragged out on ground-sheets; all equipment laid out; tent walls railed up and doors open; guys tightened, etc.

The Duty Six should tidy the Wash place and site generally.

Uniform for Inspection should be correct above the knee. On the feet it is better to wear a pair of light canvas shoes and no stockings.

The Scouters should dress in the same way. They may wear an old uniform when in camp, but must be an example to the Cubs in all respects, more especially in wearing full and correct uniform when in public. (*See Notes for Women Scouters*).

**Flag.** There should be a flagstaff and the Union Jack should be hoisted or broken with due Ceremony every morning.

**Bathing.** Rules 327 and 329 (I) must be very strictly observed. "Safety first, last and all the time".

**Bed-making.** Cubs should be taught the right way to make their own beds. Fig. 7 shows the best use of two blankets, which method provides as many layers underneath as on top. Blanket pins, at points marked X, make the arrangement more secure.




FIG. 7 (a)

FIG. 7 (b)

**Bank and Canteen.** All Cubs' money should be handed in to an Old Wolf on the first day for safe keeping. A careful record must be kept and money may be issued each day as required.

A canteen is an important feature, if only to check the quantity and quality of sweets sold and consumed each day.

**Camp Fire.** The Scouters should try to construct some sort of Camp Fire Circle. The Cubs should not sit on the ground, if avoidable, but this may be where the extra ground-sheets are needed.

The Camp Fire should be a really happy and romantic climax to the day, with a good fire and a good programme, allowing for any amount of singing and laughter and the Cubs' own stunts, but not for rowdiness or ragging. These should not be overdone. A few good ones are preferable to indifferent ones every night.

**Prayers.** Camp may be the best opportunity Akela will ever have for helping the Cubs to a better realisation of God and of their Duty to Him. Short, simple prayers should be said at Flag break each morning, with a Sixer reading a few verses from the Bible if desired; and again after Camp Fire, when a verse or two of a well-known hymn might be sung. In addition to these, Grace should be said at all meals, a Church Service attended if possible, and last but by no means least, a Cubs' Own held, for which Camp provides an ideal opportunity.

### REFERENCE TO BOOKS.

**Camping Standards – 9d.**

**Standing Camps – D. F. Morgan – 6/-.**

**Scout Camps – a book for Scouters – John Thurman and Rex Hazlewood, 5/-.**

**Pack Holidays, No. 14 in this series – 1/-.**